

Presented by:
Lt. Robert Sojka
Massachusetts State Police



“We propose that information be shared horizontally, across new networks that transcend individual agencies.”

-The 9/11 Commission Report

“No one agency can do it alone. Well-meaning agency officials are under tremendous pressure to update their systems. Alone, they may only be able to modernize the stovepipes, not replace them.”

-The 9/11 Commission Report

Today's Environment: Information Silos



Issues

- Different Databases
- Different Platforms
- Duplication
- Limited Search Across

Today's Environment: Information Silos



CopLink Connects the Silos

- Database of Databases
- Powerful Search Engine
- Near Real-time Data
- Lead Generation





How It Works

- Ties Directly into existing Record Management Systems (RMS) - No additional entry is needed.
- Data Fields are Normalized - All 27 spellings of Mitsubishi map to the same spelling.
- Data is received every night – Adds, Updates, and Deletes available the next day.

What Users Can Do

- Accessible from any web enabled device.
- Search all data sources at the same time.
- Automatically make connections between objects.
- Facial recognition against millions of mugshots.
- Boolean and wildcard searches.
- Photo Arrays.



What is in CopLink Today

Over 240 Sources

- Police Departments
- Registry of Motor Vehicles
- Inmate Data
- Sex Offender Registry
- Parole

How does Data get into Coplink

- Full Map (Full History / All Fields)
- SWISS (Only Arrest and Invest)



Massachusetts

Thank you for your interest in CopLink. CopLink is many things: a flexible, easy to use search engine, a lead generation tool, a crime analysis tool, and an information sharing system. With CopLink users can search millions of police reports, which are added to the system automatically. Users can also make connections between persons, places, and things.

Full Map

The sources listed below have been Fully Mapped into CopLink. Almost every report (Arrest, Complaint, Accident, Citation, etc.) is included and automatically added.

Department's are listed alphabetically, with the county listed to the right. Statewide Sources are also noted.

Source	County or Statewide Source
Arlington Police	Middlesex County
Attleboro Police	Bristol County
Board of Probation	Statwide Source
Boston Police	Suffolk County
Brockton Police	Plymouth County
Brookline Police	Norfolk County
Cambridge Police	Middlesex County
Chelsea Police	Suffolk County
Fallriver Police	Bristol County
Fitchburg Police	Worcester County
Haverhill Police	Middlesex County
Lowell Police	Middlesex County
Lynn Police	Middlesex County
Malden Police	Middlesex County
Medford Police	Middlesex County
MA State Police	Statewide Source
New Bedford Police	Bristol County
Newton Police	Middlesex County
Peabody Police	Essex County
Quincy Police	Norfolk County
Raynham Police	Bristol County
RMV Licenses	Statewide Source
RMV Registrations	Statewide Source
Somerville Police	Middlesex County
Springfield Police	Hampden County
Taunton Police	Bristol County
Waltham Police	Middlesex County
Woburn Police	Middlesex County

Sources in the Process of being Fully Mapped

Belmont Police	MA Parol Board
Beverly Police	Norwood Police
Braintree Police	Randolph Police
Canton Police	Revere Police
Chicopee Police	Salem Police
Everett Police	Sex Offender Registry
Framingham Police	Stoughton Police
MA Dept. of Correction	Winthrop Police

Statewide Information Sharing system (SWISS)

The sources listed below contribute through SWISS.

Departments contributing through SWISS make a case by case determination on which reports to add.

Abington	Plymouth	Mashpee	Barnstable
Acushnet	Bristol	Medway	Norfolk
Ashburnham	Worcester	Middleboro	Plymouth
Avon	Norfolk	Millbury	Worcester
Ayer	Middlesex	Millville	Worcester
Bedford	Middlesex	Nantucket	Nantucket
Belchertown	Hampshire	Needham	Norfolk
Bellingham	Norfolk	New Salem	Franklin
Bernardston	Franklin	N. Andover	Essex
Billerica	Middlesex	N. Reading	Middlesex
Blackstone	Worcester	Northbridge	Worcester
Bolton	Worcester	Oakham	Worcester
Bourne	Barnstable	Oxford	Worcester
Boxborough	Middlesex	Provincetown	Barnstable
Brewster	Barnstable	Reading	Middlesex
Brightwater	Worcester	Westchester	Plymouth
Cape Cod	Barnstable	Woburn	Plymouth
Chilmark	Middlesex	Worcester	Essex
Clinton	Middlesex	Worcester	Essex
Concord	Middlesex	Worcester	Essex
Dartmouth	Bristol	Seekonk	Bristol
Dedham	Norfolk	Sharon	Norfolk
Dennis	Barnstable	Sterling	Worcester
Douglas	Worcester	Stoneham	Middlesex
Dracut	Middlesex	Stow	Middlesex
Edgartown	Dukes	Sudbury	Middlesex
Fairhaven	Bristol	Swampscott	Essex
Foxborough	Norfolk	Swansea	Bristol
Franklin	Norfolk	Templeton	Worcester
Gardner	Worcester	Truro	Barnstable
Gloucester	Essex	Tyngsboro	Middlesex
Groveland	Essex	Uxbridge	Worcester
Hanover	Plymouth	Walpole	Norfolk
Hardwick	Worcester	Watertown	Middlesex
Holden	Worcester	Webster	Worcester
Ipswich	Essex	Wenham	Essex
Kingston	Plymouth	W. Brookfield	Worcester
Lawrence	Essex	Westfield	Hampden
Lenox	Berkshire	Westminster	Worcester
Lincoln	Middlesex	Westwood	Norfolk
Littleton	Middlesex	Whitman	Plymouth
Marblehead	Essex	Winchester	Middlesex
Marion	Plymouth	Yarmouth	Barnstable
Marlborough	Middlesex		

REDACT



Accessing CopLink

1. Computers

- Java is REQUIRED




2. Mobile Devices

Who can get access?

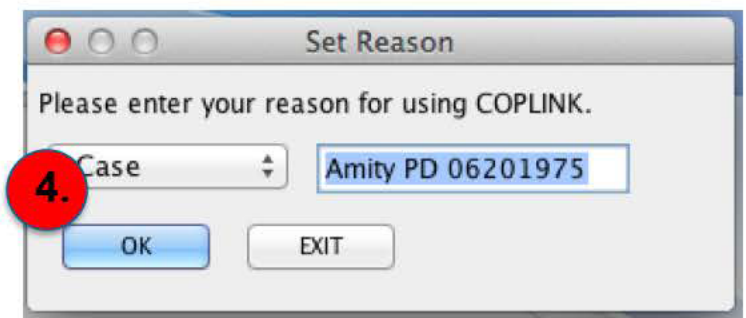
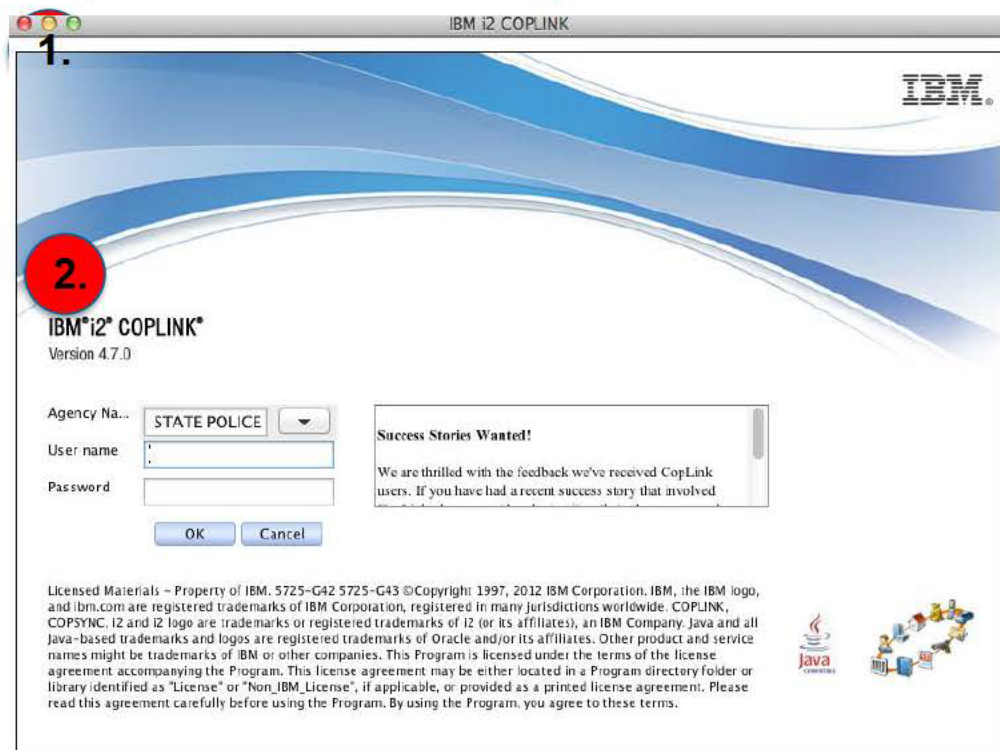
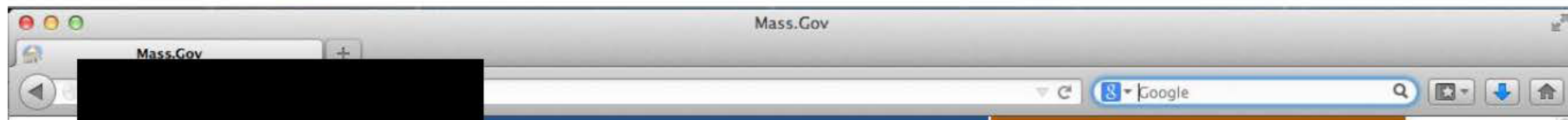
- CORI Cleared

CopLink Installation and Login

Follow these steps to login to CopLink:

Step	Action	Notes and Screenshots
1	Locate a computer that is on the CIDS Network.	User rights may also be an issue.
2	Open the internet browser and enter one of the following addresses: High speed connection to CIDS or VPN http://170.184.214.87/coplinc4/coplinc4.htm Internet https://coplinc4.state.ma.us/coplinc4/coplinc4.html Mobile Device https://coplinc4.state.ma.us/coplinc4/coplinc4.html	This will load the CopLink application (approximately 15MB) to the computer and place the CopLink icon on the desktop.
3	Double click the CopLink icon.	
4	click Done	
5	When the Login screen appears: <ul style="list-style-type: none"> • Select your agency from the Agency List. • Enter your user name and password. 	

REDACT





COPLINK

File Edit Query View Agent Tools Help

Open Save Print Alerts Modify Stop Results

FIREARM PROPERTY SECURITY PHONE DOCUMENT EVENT
 PERSON ORGANIZATION LOCATION VEHICLE

Person Search Form

NAME

LAST FIRST MIDDLE

RACE SEX

AGE - DOB

HT - WT -

HAIR EYES

COMPLEXION BUILD

ETHNICITY COUNTRY OF BIRTH

Search Past Descriptions Show All Aliases Matching Description

DESCRIPTION IDENTIFIERS MARKS RESIDENCE FILTER AGENT

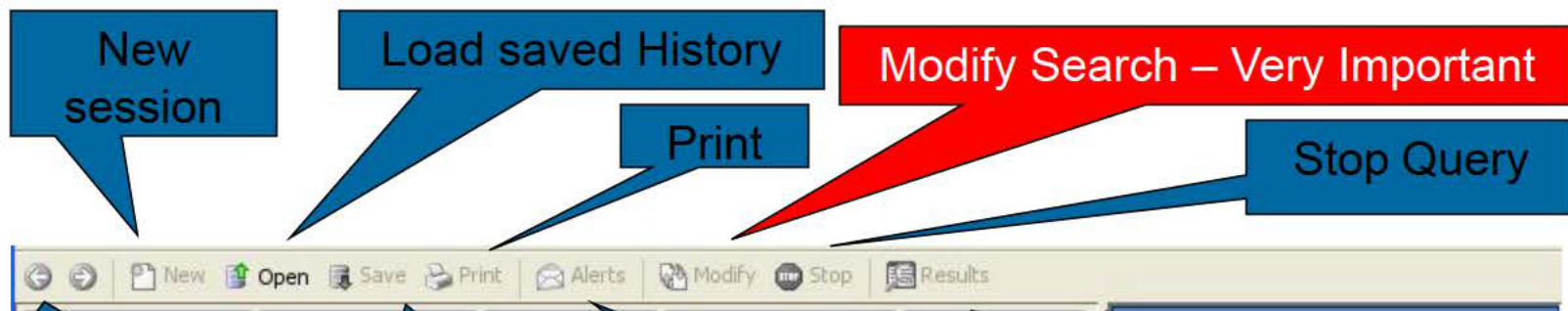
Find Create Mug Book Add >> Clear

Find what you are looking for with the information you have.

- Specific Information
- General Description

The same principle works for all objects.

The Tool Bar is below the pull down Menus





IBM i2 COPLINK

File Edit Query View Agent Tools Help

New Open Save Print Alerts Modify Stop Results

Person Search (304)

Monitor future additions to this search MAP [Add all from this search](#)

Agent	Add	Name	DOB	Race	Sex	HT	WT	Hair	Eye
<input type="checkbox"/>	Add	116		.. White	M	509	143	Black	Hazel
<input type="checkbox"/>	Add	113		.. Black	M	508	166	Black	Brown
<input type="checkbox"/>	Add	111		.. White	M	607	260	Blon...	Blue
<input type="checkbox"/>	Add	110		.. White	M	506...	150...	Brown	Blue
<input type="checkbox"/>	Add	Gang Member, P		.. Hisp...	M	511	140	Brown	Brown
<input type="checkbox"/>	Add	107		.. White	M	507	197	Brown	Blue
<input type="checkbox"/>	Add			.. Black	M	510	202	Brown	Brown
<input type="checkbox"/>	Add	74		.. Hisp...	M	511	160	Brown	Brown
<input type="checkbox"/>	Add	72		.. White	M	503	509	Black	Black
<input type="checkbox"/>	Add	70		.. Hisp...	M	601	185	Black	Brown
<input type="checkbox"/>	Add	67		.. White	M	509	234	Brown	Hazel
<input type="checkbox"/>	Add	66		.. White	M	508	160	Black	Brown
<input type="checkbox"/>	Add	64		.. White	M	508	180	Black	Brown
<input type="checkbox"/>	Add	63		.. Black	M	503	135	Black	Brown
<input type="checkbox"/>	Add	63		.. White	M	602	230	Black	Brown
<input type="checkbox"/>	Add	61		.. Hisp...	M	511	170	Black	Brown
<input type="checkbox"/>	Add	60		.. White	M	600	240	Blon...	Blue
<input type="checkbox"/>	Add	56		.. Asia...	M	504	150	Black	Brown
<input type="checkbox"/>	Add	48		.. White	F	503	110	Brown	Brown
<input type="checkbox"/>	Add	47		.. Hisp...	M	506	508	Black	Black
<input type="checkbox"/>	Add	47		.. Black	F	506	140	Brown	Brown
<input type="checkbox"/>	Add	47		.. White	M	510	200	Brown	Green
<input type="checkbox"/>	Add	45		.. White	M	602	190	Brown	Green
<input type="checkbox"/>	Add	41		.. Black	M	600	203	Black	Brown

SEARCH FOR

Refined Search

Search For:

Person

Organiza...

Location

Phone

Firearm

Property

Security

Remove Reset

Find Path

Find Associations

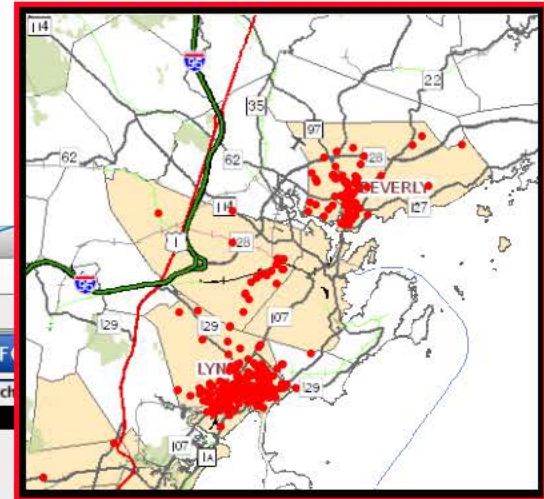
NODES

CASE FOLDERS

HISTORY

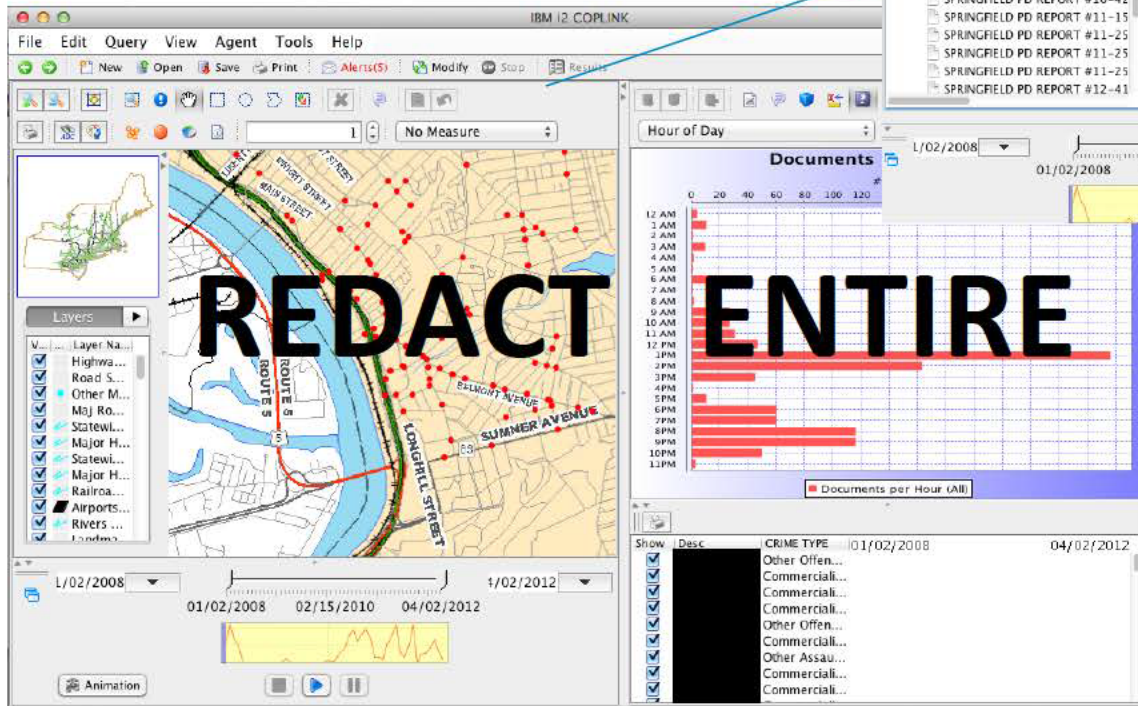
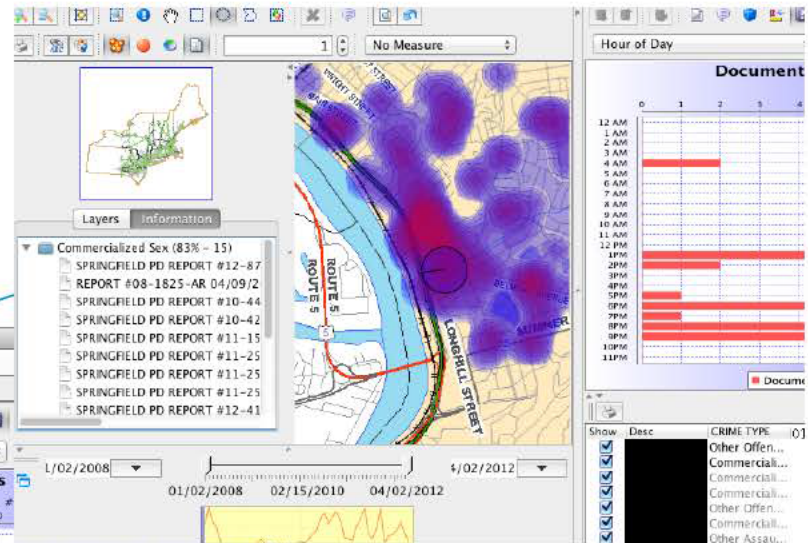
SEARCH FOR

MERGE



screen
Criteria:

1) Gang Member



Map Screen Criteria:

- 1) Commercialized Sex
- 2) Springfield PD



1. On Tuesday November 12, 2013 at approximately 1100 hours, I, Trooper Choi, spoke with the victim, [REDACTED] (DOB [REDACTED]) at the Sturbridge State Police Barracks. [REDACTED] stated she was driving her daughter to school at Holland Elementary and parked in the school drop off area, when an older male party entered the drop off area, boxed her vehicle in, and exited his vehicle. The male party walked over to her vehicle and began screaming and banging on the driver side window. The suspect then continued at the rear passenger window where the victim's autistic six year old son, [REDACTED] (DOB [REDACTED]), was sitting. The victim's daughter, [REDACTED] (DOB [REDACTED]), was sitting beside her brother. The suspect left the parking lot at a high rate of speed at the conclusion of the assault and nearly struck another vehicle attempting to enter the school.

VEHICLE ID

YEAR . PLATE

VIN # Match Entire String

Vehicle Details

CURRENT VEHICLE INFORMATION		
PLATE	STATE	VIN #
[REDACTED]	[REDACTED]	[REDACTED]

REDACT ENTIRE

STYLE

CLASS

MAKE CADILLAC

MODEL

COLOR 1 BLACK COLOR 2

Search All Descriptions Search Both Color Fields

SLIDE

- Criteria:
1. Vehicle
 2. Cadillac
 3. Black
 4. Partial - [REDACTED]



The screenshot shows the COPLINK software interface. The main window is titled "COPLINK" and has a menu bar with "File", "Edit", "Query", "View", "Agent", "Tools", and "Help". Below the menu bar are icons for "New", "Open", "Save", "Print", "Alerts", "Modify", "Stop", and "Results". The interface is divided into several panes:

- Results Visualizer:** The central pane displays a network graph with a central node (a person icon) connected to many peripheral nodes (house and car icons). The nodes are arranged in a circular pattern around the center.
- SEARCH FOR:** A pane on the right with "Basic Search" and "Refined Search" tabs. Under "Basic Search", "Location" is checked. Under "Refined Search", "Vehicle" is checked. Other options include Person, Organization, Phone, Event, Cell, Firearm, Property, Security, and Document.
- Minigraph:** A small pane on the left showing a simplified version of the network graph.
- Automatic Layout:** A pane below the minigraph with options like "Self-Adj...", "Start", "Animated Layouts", and "Refocus graph on o...".
- Object Display Opti...:** A pane for adjusting object display settings.
- Object List:** A pane for listing objects.
- Roles:** A pane for managing roles.
- Bottom Panel:** A navigation bar with "NODES", "CASE FOLDERS", "HISTORY", and "SEARCH FOR" (highlighted).

Large black text "REDACT ENTIRE SLIDE" is overlaid across the center of the network graph.

Coplink can present the result findings in a table or graphic form.

In this example, Coplink is displaying a graphic representation of the vehicles and locations associated with the subject identified in the previous slide.

In the "Visualizer" Objects with a stronger connection are shown closer to the center.

Results can be exported for use in other programs.

**124 Acton Street
Maynard, MA 01754
Phone: 978-451-3700
Fax: 978-451-3707**

fusion@massmail.state.ma.us

Terrorism Tip Line 1-888-USA-5458

