

# **PROJECT BACKGROUND, CONTINUED**

- ❖ **BI2 awarded project and contracted to provide facial recognition technology to all Massachusetts Sheriffs' Departments and 28 (to be selected) police departments.**
- ❖ **Letters sent to each Sheriff by MSA soliciting an indication of their desire to participate in this project. Sheriffs return the "Letter of Participation" and name of Primary Point-of-Contact (POC) for this project to the MSA by April 30, 2010.**

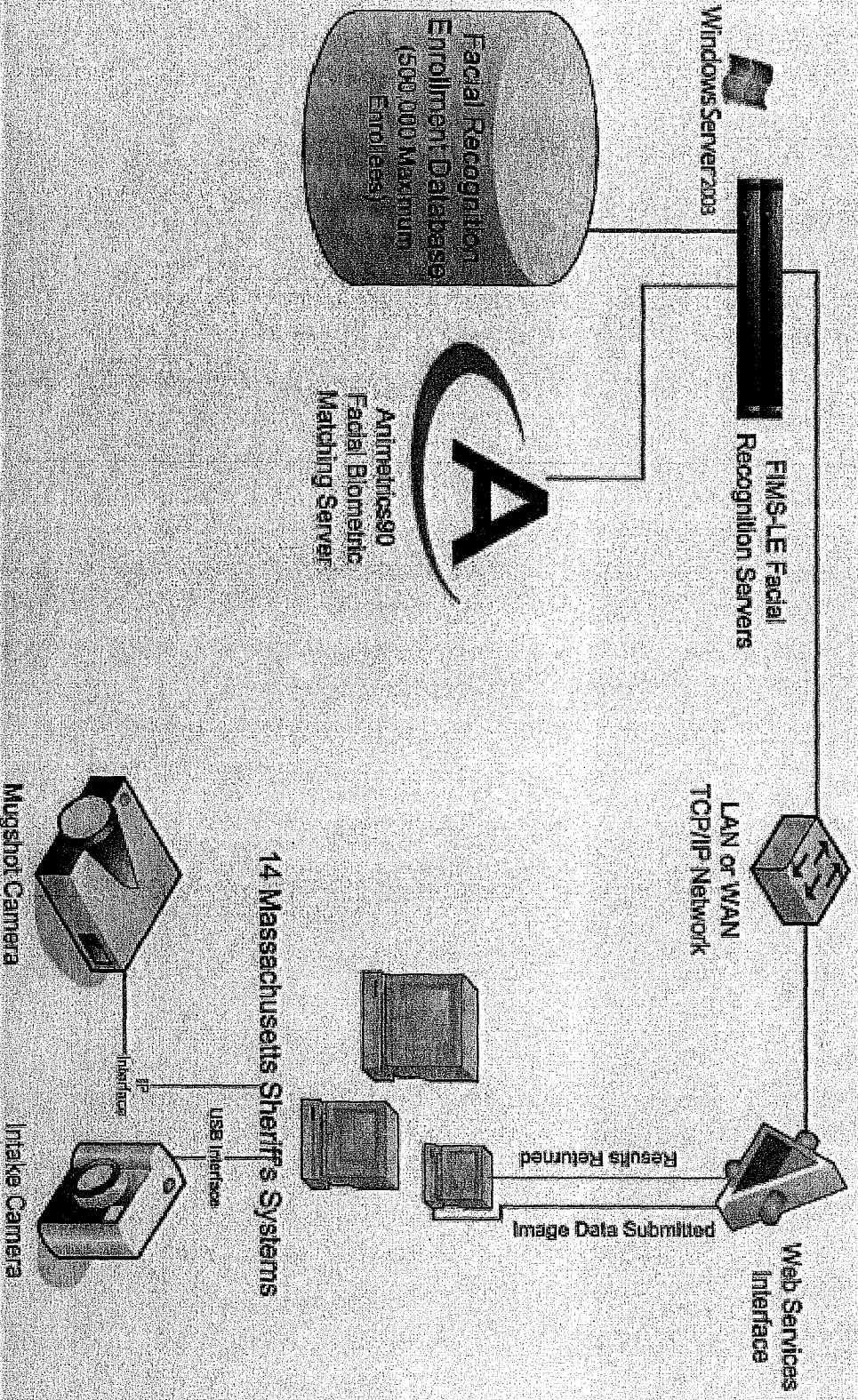
❖ **And here we are:**

❖ **We have the Expansion of the Facial Recognition System**

# SYSTEM TOPOLOGY

**BI² TECHNOLOGIES**  
Biometric Intelligence & Identification Technology

**A** Animetrics FIMS-LE




14 Massachusetts Sheriff's Systems



# REPLACEMENT SCHEDULE, MILESTONES & DELIVERABLES

- 2010 -



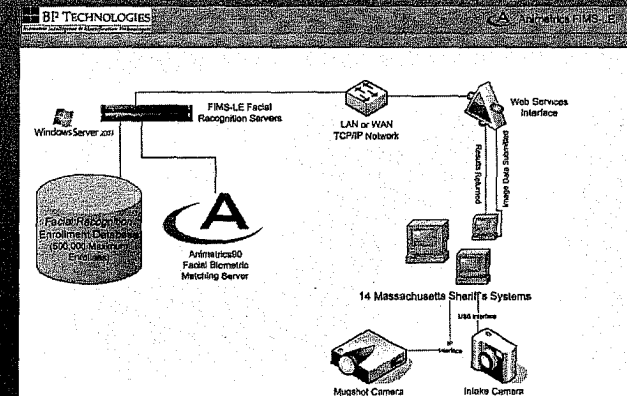
BI2

Animetrics

8/16

**Animetrics Certifies:**  
 Image Enrollment, Software & Database Modifications  
 are Complete & Ready for Deployment with Documentation

Animetrics Enrolls Usable Images & Tests on Central Server



# PROJECT TIMELINE

<b>March 15<sup>th</sup>, 2010</b>	<b>Contract awarded.</b>
<b>March 29<sup>th</sup>, 2010</b>	<b>Contract signed.</b>
<b>April 15<sup>th</sup>, 2010</b>	<b>BI2 Technologies &amp; Animetrics begin system modifications.</b>
<b>April 21<sup>st</sup>, 2010</b>	<b>Server location chosen.</b>
<b>April 30<sup>th</sup>, 2010</b>	<b>Confirmation of participating Sheriff's Office Points of-Contact names.</b>
<b>May 2<sup>nd</sup>, 2010</b>	<b>Email invitation for 5/12 Kick-Off Meeting.</b>
<b>May 12<sup>th</sup>, 2010</b>	<b>Statewide project overview meeting in Worcester, MA.</b>

# **PROJECT TIMELINE, CONTINUED**

- |                                   |   |
|-----------------------------------|---|
| <b>May 21<sup>st</sup>, 2010</b>  | <b>Departments submit sample images for evaluation.</b>   |
| <b>May 24<sup>th</sup>, 2010</b>  | <b>Sample images evaluation begins.</b>   |
| <b>May 25<sup>th</sup>, 2010</b>  | <b>Server installed at Essex County Sheriff's Department.</b>   |
| <b>May 29<sup>th</sup>, 2010</b>  | <b>Results of sample image load published (departments are notified if images are usable or not).</b> |
| <b>May 31<sup>st</sup>, 2010</b>  | <b>Notified departments begin submitting bulk images.</b>   |
| <b>June 14<sup>th</sup>, 2010</b> | <b>Sample image evaluation completed.</b>   |

# PROJECT TIMELINE, CONTINUED


<b>June 15<sup>th</sup>, 2010</b>	<b>BI2 provides image analysis to MSA</b> <b>All useable images submission by Departments complete; usable image and demographic enrollment begins.</b>
<b>August 2<sup>nd</sup>, 2010</b>	<b>Installation and training begins.</b>
<b>August 3<sup>rd</sup>, 2010</b>	<b>Training of Essex County persons designated to support the server and application.</b>
<b>August 12<sup>th</sup>, 2010</b>	<b>Image enrollment completed on central server.</b>
<b>August 16<sup>th</sup>, 2010</b>	<b>Modifications complete.</b>
<b>Sept. 24<sup>th</sup>, 2010</b>	<b>Installation and training complete.</b>
<b>Sept. 30<sup>th</sup>, 2010</b>	<b>BI2 certifies project completion.</b>

**Animetrics**

**PRODUCT DEMONSTRATION**



**Animetrics Product Demonstration by Sean Doucette &  
Richard Search**



**LUNCH provided by BI2 Technologies**

## SHERIFF DEPARTMENTS:

### How will this fit into your business process?

- ❖ At intake, the Department scans the subject's face to determine if the person is already enrolled in the MSA database. System performs a one-to-many search of the MSA centralized database and returns the photo and demographic information for the top matches, or a 'no matches found' message.
- ❖ If no match is found then the user activates the enroll function, captures the required facial images, and enters the required subject demographic information. The facial scans and inmate information are enrolled into the MSA central database using the FIMS application. The inmate information in the central database shall include the State ID number as the primary identifier of the inmate which can then be used to link to the inmate record in the Departments JMS.
- ❖ If a match is found, then the Department is allowed to add a new photo and record to the inmate's photo portfolio in the MSA database. Multiple photos are maintained and not overwritten.